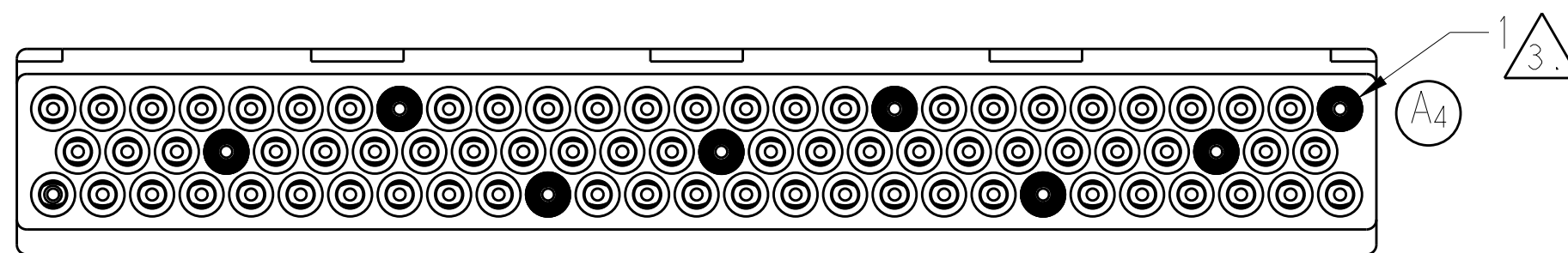
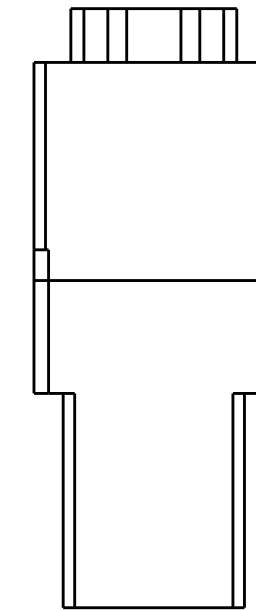
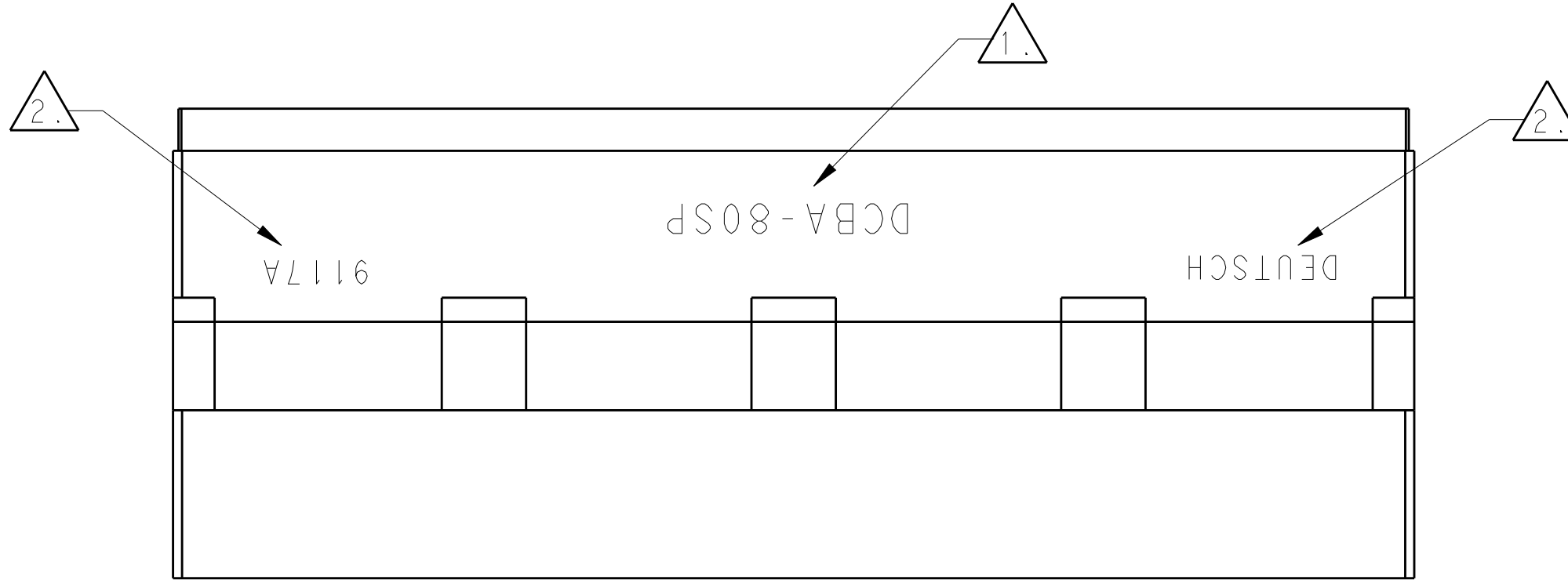
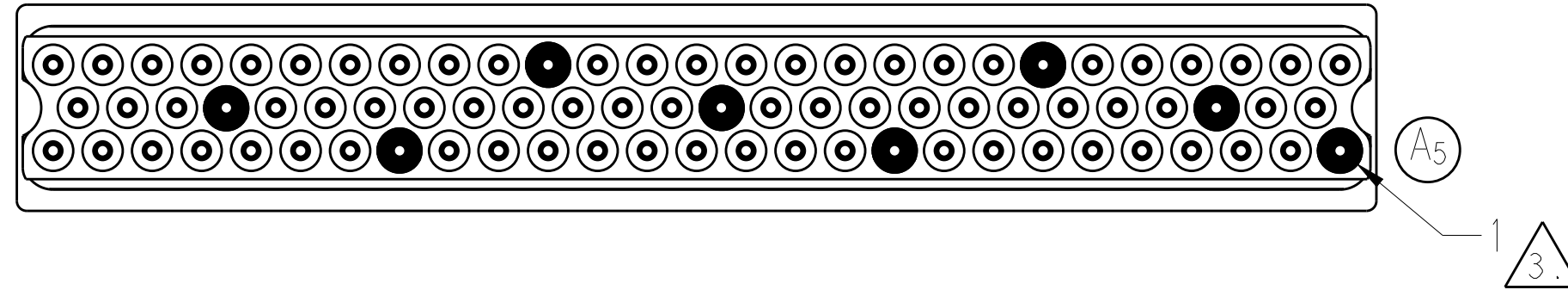


THIS DRAWING IS UNPUBLISHED. RELEASED FOR PUBLICATION 20
 © COPYRIGHT 20 BY - ALL RIGHTS RESERVED.

PROPERTY OF TE CONNECTIVITY
 THIS INFORMATION IS CONFIDENTIAL AND PROPRIETARY TO TYCO ELECTRONICS CORPORATION
 AND ITS WORLDWIDE SUBSIDIARIES AND AFFILIATES (TE). IT MAY NOT BE DISCLOSED TO
 ANYONE, OTHER THAN TE PERSONNEL, WITHOUT AUTHORIZATION FROM TE (www.TE.com).

LOC		DIST		REVISIONS			
P	LTR	DESCRIPTION	DATE	DWN	APVD		
N/C		NEW RELEASE PER EO A11967	911101	TH	JP		
A		REVISED PER ECO-15-004066	150313	SS	MA		



3. MARK CAVITY IDENTIFICATION AS INDICATED ON CAVITIES 1,10,20,30,40,50,60 AND 70 PER DPS 1-141-21 COLOR WHITE. (A3)

2. MARK DEUTSCH AND DATE CODE ON SURFACE INDICATED PER DPS 1-141-18, CLASS II, TYPE III (WHITE). (A2)

1. MARK PART IDENTIFICATION AS SHOWN PER DPS 1-141-18, CLASS II (WHITE), TYPE III, CHARACTERS TO BE CENTERED AS SHOWN. (A1)

NOTES: UNLESS OTHERWISE SPECIFIED.

THIS DRAWING IS A CONTROLLED DOCUMENT.		DWN T. HOLT	910522	TE Connectivity	
DIMENSIONS: INCHES		CHK J. POWELL	911101		
TOLERANCES UNLESS OTHERWISE SPECIFIED:		APVD J. POWELL	911101	NAME MODULE, SOCKET ABC CONNECTOR 80 SIZE 22 CAVITIES DCBA POSITION PLUG MARKING DRAWING	
0 PLC ±-		PRODUCT SPEC	-	SIZE	A2
1 PLC ±.1		APPLICATION SPEC	-	CAGE CODE	-
2 PLC ±.01		WEIGHT	-	DRAWING NO	C-DCBA-80SP
3 PLC ±.005		Customer Drawing	-	SCALE	NONE
4 PLC ±.0005				SHEET	1 OF 1
ANGLES ±.5°				REV	A
FINISH					